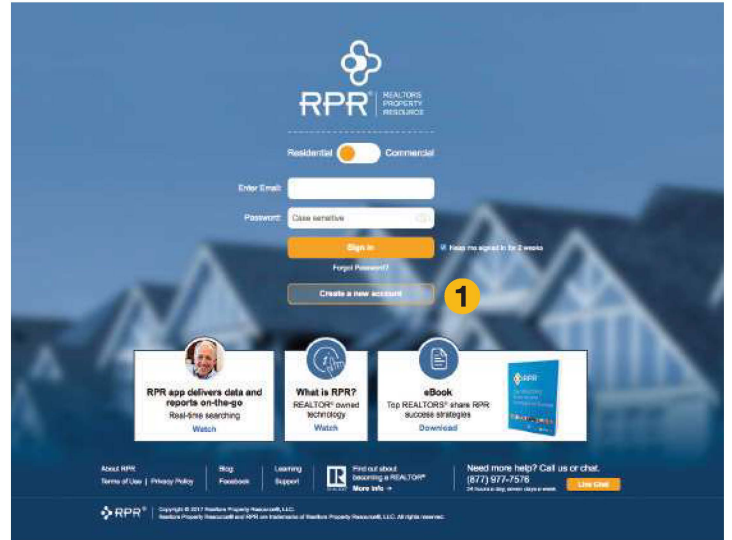
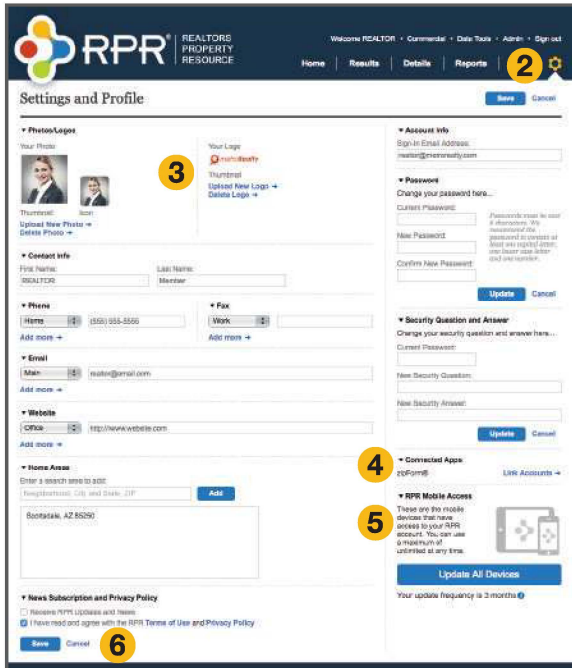





How do I create my RPR account?

- Visit www.narrpr.com with your NRDS ID handy.
- 1 Click *Create a new account*.
- Follow the three step account creation wizard.
Note: You will be asked to enter your MLS/CIE agent ID information as well as personal details. At any time you can update/change this information in your profile tab.

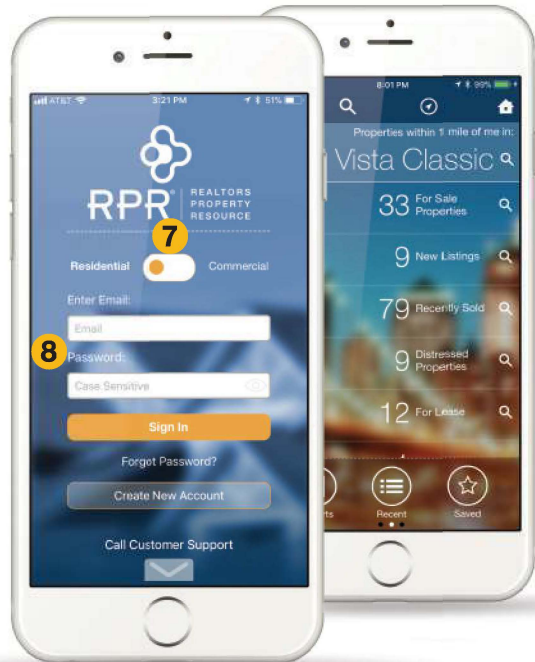


How do I update my profile?

- 2 Click the  from the homepage of narrpr.com.
- 3 Add your photo and/or logo, and contact information for all report covers.
- 4 Link your account to zipForm®.
- 5 View mobile devices with access to RPR.
- 6 Always click Save when making changes to your account.

How do I access RPR Mobile™?

- Download RPR from the App Store or Google Play for your phone and tablet.
- 7 Toggle between Commercial and Residential.
- 8 Use your RPR login and password to access your account.
- Access Residential and Commercial properties and reports ... anywhere, anytime.



An Overview of the RPR Homepage

The screenshot shows the RPR homepage with the following elements:

- 1**: Top navigation bar with "Welcome NAR", "Commercial", "Data Tools", and "Sign out".
- 2**: Search bar with "Search: 1.7 million active listings" and a "NEW RPR Reports on Facebook" notification.
- 3**: Search filters including "All Properties", "For Sale", "For Lease", "Neighborhoods", "Schools", and "Market Activity".
- 4**: Search input field with "Address, City, ZIP, County, Minor Civil Division or Township, MLS Listing ID" and a "Saved" dropdown.
- 5**: Recent activity sections: "Recent Properties", "Recent Searches", and "Recent: Reports | Notes".

- 1 RPR Commercial Access:** Toggle to RPR Commercial at any time or back to Residential.
- 2 Search Bar:** *All Properties*, *For Sale*, *For Lease*, *Neighborhoods*, *Schools*, and *Market Activity* searches can be accessed from the main search bar on the homepage.
- 3 Advanced Searches:** Click *Advanced* to access additional parameters for each of the main searches.
- 4 Saved:** Expands to display *My Current Listings* which controls a search for your active listings. Also, saved properties, searches, custom areas, and market activity.
- 5 Recent Properties, Searches & Reports:** Quick links to the latest activity in your account. Icons next to links indicate the device used to access (mobile vs. web).



Customer Support:
877.977.7576



Learn more
blog.narrpr.com



NATIONAL
ASSOCIATION of
REALTORS®
Wholly Owned Subsidiary



RPR® | TECHNOLOGY
ANALYTICS
INNOVATION